

CONSTRUCTION

NEWSLETTER

AZ

COMMERCIAL

BUILDERS

2024

PG 1&2: INTRO

**PG 3&4: HOW TO
SELECT A
CONTRACTOR**



TENANT IMPROVEMENT SPECIALISTS

WELCOME TO OUR COMPANY!

Though every project is different, they all possess something in common... our commitment to quality and schedule compliance. We ensure that our clients receive reasonable timelines and fair pricing with all of their projects.

CONTRACTOR SELECTION

SELECT THE BEST CONTRACTOR

Selecting the best contractor for your project can be a difficult decision. Best is not always the lowest priced contractor. To find the best contractor for you project you should find one brings the greatest value to your project. Value can be determined by fair market costs, professionalism, timeliness and experience. We feel we are amongst the best.

LICENSED, BONDED AND INSURED


Make sure the contractor you choose is licensed, bonded and insured. We've been licensed, bonded and insured since 1998.

CHECK REFERENCES

We have a long list of happy clients that we would be happy to share with you. You should always check contractor's references. You can gauge how past customers experiences have been with a contractor before you decide to hire them and determine if they would be a good fit for your personality.

GET PERMITS

Permits are required for any work that involves mechanical, plumbing, electrical, moving walls, etc. Protect yourself by having your contractor get permits for your project. Permits require contractors to get inspections on your project and add an extra layer of protection because they are required to be in compliance of local building codes. Inspectors will verify that the work is done properly.




GET WRITTEN CONTRACTS

Be sure your contract includes the following information; start and finish dates, written scope of work, a statement of how the contract can be canceled, dated copies of all drawings and diagrams, one year warranty, and a detailed statement of what the contractor will provide.

GET LIEN RELEASES

Be sure to collect lien releases from your contractor from all suppliers and vendors they use on the project. You should collect final unconditional lien releases from the contractor's suppliers and vendors and a conditional final lien release from the contractor before you make your final payment. After the contractor cashes your final check then you should collect an unconditional final lien release from the contractor. If you don't collect lien releases from your contractor and you pay the contractor in full and the contractor does not pay their suppliers/vendors, then you could be responsible for paying the supplier/vendor.



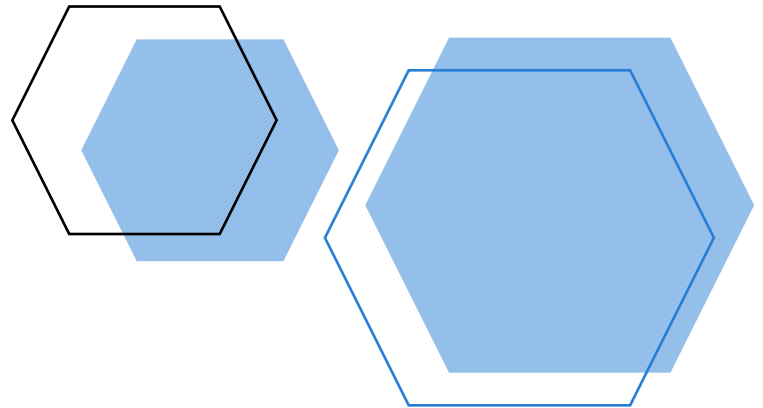


FOCUS

YOUR PROJECT GETS OUR FULL ATTENTION

For more than twenty years, AZ Commercial Builders has delivered some of the valley's most outstanding projects.

By partnering with some of the most reputable subcontractors in the valley, AZCB ensures that you receive the highest quality product at the most cost-efficient rates. At AZ Commercial Builders we accept no excuses. Every project gets our full attention so that we can deliver it on time and within budget...



PHILOSOPHY

WE TAKE PRIDE IN OUR WORK

We take pride in creating a client portfolio that reflects our quality of work. Our focus is on quality, not quantity. This allows us to treat you with personal one-on-one attention. Our goal is to create long lasting relationships and timeless projects throughout Arizona that enhance your community.

